


## Ford 9

MODEL	YEAR	RATIO	PART NO.	TEETH
All Light Trucks	57-87	2.80	49-0107-1	42-15
Bronco	67-86	2.86	49-0106-1	40-14
Comet	63-72	2.91	49-0121-1	32-11
Cougar	65-73	2.94	49-0105-1	47-16
F-100, F-150	57-86	3.00	49-0038-1	39-13
E-100, E-150	57-86	3.07	49-0092-1	43-14
E-200	68-74	3.10	49-0144-1	31-10
Ford Full Size	68-74	3.15	69-0268-1	41-13
Fairlane	57-78	3.25	69-0284-1	39-12
Granada	62-73	3.33	69-0266-1	40-12
LTD II	75-80	3.40	69-0364-1	34-10
Monarch	71-79	3.45	69-0414-1	38-11
Montego	71-79	3.50	49-0027-1	35-10
Mustang	75-80	3.55	69-0195-1	39-11
Torino	68-76	3.60	69-0365-1	36-10
Versailles	65-73	3.70	69-0361-1	37-10
	71-70	3.75	69-0366-1	45-12
	77-80	3.82	69-0286-1	42-11
		3.89	69-0177-1	35-9
		4.00	69-0272-1	36-9
		4.11	69-0179-1	37-9
		4.22	69-0367-1	38-9
		4.33	69-0161-1	39-9
		4.44	69-0368-1	40-9
		4.50	69-0369-1	36-8
		4.56	69-0185-1	41-9
		4.63	69-0379-1	37-8
		4.71	69-0362-1	33-7
		4.86	69-0067-1	34-7
		5.00	69-0360-1	30-6
		5.14	69-0068-1	36-7
		5.29	69-0270-1	37-7
		5.43	69-0069-1	38-7
		5.50	69-0363-1	33-6
		5.67	69-0070-1	34-6
		5.83	69-0288-1	35-6
		6.00	69-0199-1	30-5
		6.20	69-0290-1	31-5
		6.33	69-0276-1	38-6
		6.50	69-0197-1	39-6
		6.60	69-0441-L	33-5
		6.80	69-0417-L	34-5
		7.00	69-0418-L	35-5
		7.20	69-0419-L	36-5
		7.40	69-0420-L	37-5



- 11-3/4"
- Oval Housing
- 10 Holes
- 10 Bolt
- 9.00" Diameter Ring Gear
- 1.313" Diameter Pinion
- 28 Splines

### INSTALLATION KIT/HALF KIT

PART NO.	CARRIER BRG.
83-1011-1	2.891
83-1013-1	3.062
83-1003-1	3.062 - HRW
83-1005-1	3.250 - HRW
83-1007-1	31 Spline Trk. Lck./3.062
83-1009-1	28 Spline Trk. Lck./2.891
83-1011-B	Half-Kit

### MINI-SPOOLS

PART NO.	SPLINE
78-0928-1	28
78-0931-1	31
Cross Shaft Pin	
CSPF9	

### SPOOL BEARING KIT

PART NO.	CASE
29-0002-1	2.891
29-0004-1	3.062
29-0003-1	3.250
29-0011-1	3.812

### SPOOLS - STEEL

PART NO.	SPLINE	BORE SIZE	PRESSURE ANGLE
81-0928-1	28	2.891/3.062 case	45
81-0931-1	31	2.891/3.062 case	45
81-0933-1	33	2.891/3.062 case	45
81-0935-3	35	3.250 case	30
81-0935x-1	35	2.891/3.062 case	30



Always in stock at your local RICHMOND distributor




# Ring and Pinion Sets

## Ford 9 PRO GEAR\*

### \*PRO GEAR

RATIO	PART NO.	TEETH	
3.40	79-0001-1**	34-10	NEW
3.50	79-0002-1**	35-10	NEW
3.60	79-0003-1**	36-10	NEW
3.70	79-0004-1**	37-10	NEW
3.89	79-0043-1**	35-9	
4.11	79-0045-1**	37-9	
4.29	79-0079-1**	30-7	
4.57	79-0080-1**	32-7	
4.71	79-0070-1**	33-7	
4.77	79-0086-1**	43-9	
4.86	79-0060-1**	34-7	
4.86	79-0066-1◆	34-7	
5.00	79-0078-1◆	30-6	
5.14	79-0017-1◆	36-7	
5.29	79-0069-1◆	37-7	
5.43	79-0005-1◆	38-7	
5.67	79-0007-1◆	34-6	
5.83	79-0019-1◆	35-6	
6.00	79-0021-1◆	30-5	
6.20	79-0023-1◆	31-5	
6.50	79-0054-1◆	39-6	

\*\* Special pinion support - 35 SPL  
◆ 28 Spline



\* Pro Gears are specifically designed for drag race only.

## Ford 9.5 PRO GEAR\*

### \*PRO GEAR


	RATIO	PART NO.	TEETH
1	4.11	79-0097-1	37-9
1	4.29	79-0098-1	30-7
1	4.57	79-0101-1	32-7
2	5.14	79-0109-L	36-7
2	5.17	79-0112-L	31-6
2	5.20	79-0111-L	26-5

1 35 Spline Pinion Stem  
2 28 Spline Pinion Stem

For Maximum Protection and Performance use Part # LUBE (pg 125)



RICHMOND GEAR Synthetic Gear Oil



- Stem Size 1-7/8"
- 35 Spline & 28 Spline
- 10 Holes
- 20 Bolt
- 9.25 Diameter Ring Gear

Housing must be modified to allow larger ring gear to fit.

\* Pro Gears are specifically designed for drag race only.

